

LED CHARACTERISTICS

- LED's 6CCT Adjustable:
3000K/3500K/4000K/5000K/5700K/6500K.CRI>80
- Lifespan 60,000-hour LED lifespan based on IES L M-80 results and TM-21 calculations

OPTICS

- Acrylic Lenses Over LEDs, Polystyrene DiffuserLens
- UL 94-V0 flame retardantgrade

Mounting and installation

- Recessed in T-bar grid ceiling with integral earthquake clips for secure attachment
- Surface mount and suspension mount cable kit accessories available

Emergency Battery

- Optional 120-277V/347VIntegral Emergency Battery pack available in 8W or 15W
- 90-minute backup period for code compliance
- Testswitch with laser pointer allows safe testing from floor

Integrated Controls

- Dimming:0%-100%(Varies by controller)
- Sensor: Microwave Sensor/PIR Sensor,Daylight or Daylight Harvest Options

Construction

- 27-gauge(0.4mm)metal sheet housing with powder coatedfinish
- Housing is absent of holes to resist debris/bugintrusion
- Aluminum Frame In White Finish

Compliance

- UL Listed
- TM-21 Projected L70 life >50,000 hours
- LM-79,LM-80 testing performed in accordance withIESNA standards
- DesignLights Consortium® Qualified and classified for DLC Premium

Electrical

- 5 Powers Selectable
- Power Factor: > 0.9 nominal.
- Input Power. Stays constant over life
- Input Voltage:120-277V,5060HZ
- Operating Temperature Range:-4°F~104°F
- Total Harmonic Distortion:<20%
- DC:12V DC 200ma Option

Warranty

- Five-year Limited Warranty




Order Information

Size	Part No.	Power	Luminous Efficacy	Luminous Flux	Input Voltage	CCT
2x4	SU-PAN24-20T72W-xxK G2	20W-30W-40W-50W-72W	138 lm/W	10000 lm	120-277V	6CCT

"Note: 6CCT=3000K-3500K-4000K-5000K-5700K-6500K"

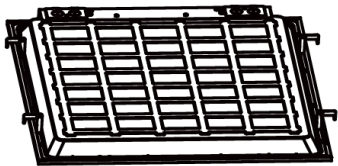
Installation instruction

1




1. Remove the original ceiling tile for the backlit LED panel.

2



2. Turn off the electrical power then connect with L/N/GND wire leads.

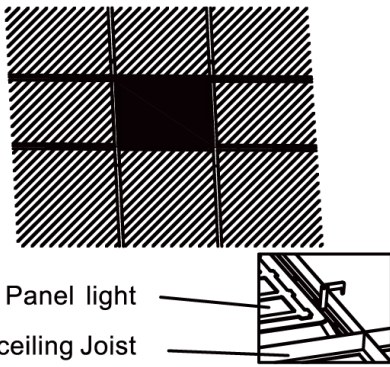
3



LED Panel light

3. Use the protective brackets for safety.

4

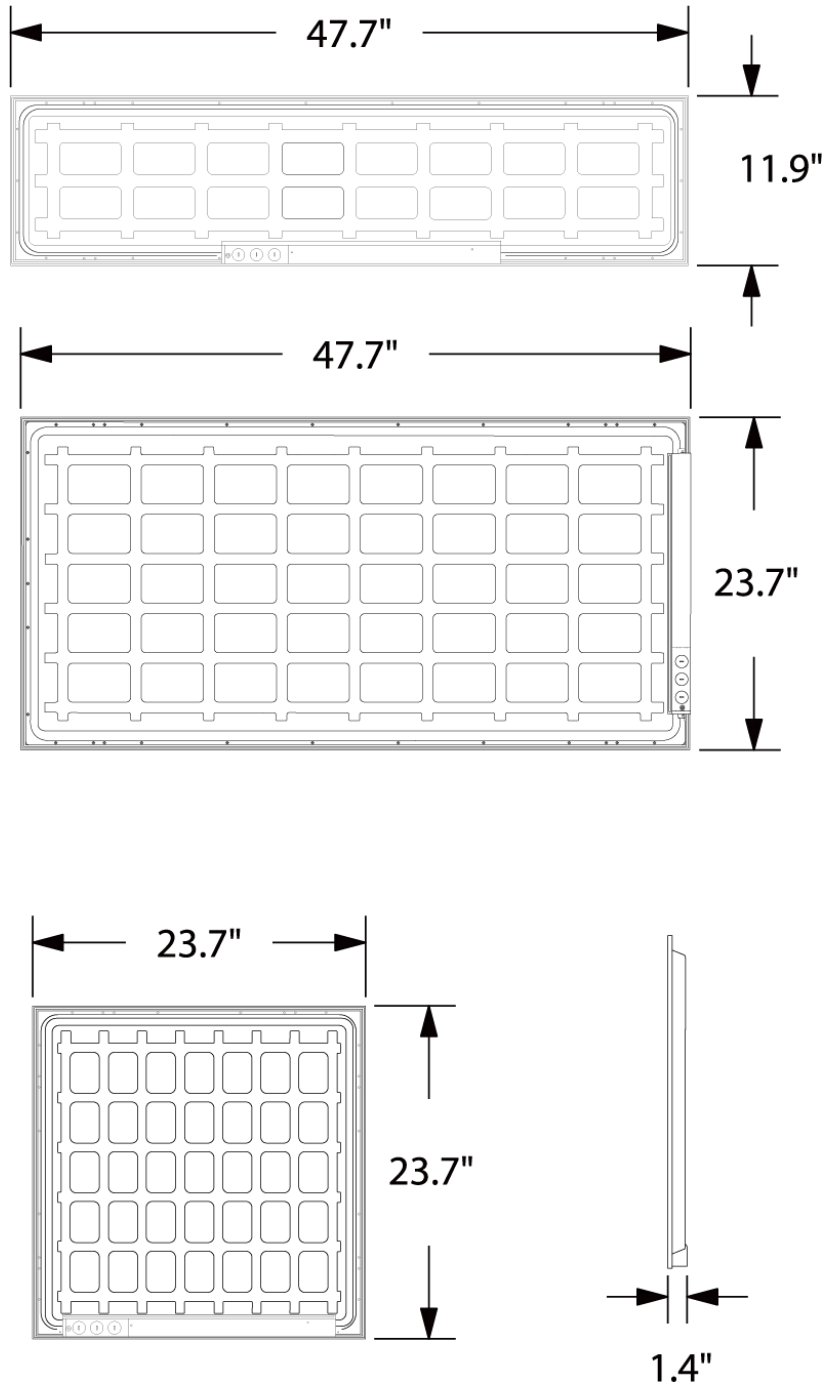


LED Panel light

ceiling Joist

4. Adjusted appropriate location in the T bar.

Dimension



Packing /weight

Size	Outer box (L*W*H)	Qty/Ctn (pcs)	G.W/Ctn (lbs)	Container 20GP(pcs)	Container 40HQ(pcs)	Container 45HQ(pcs)
2x4'	50" x 7.5" x 26"	4	44.30	776	1888	2168

Warranty

This product has a warranty of period of 5 years from the date of purchase. The warranty is invalid in the case of improper use, installation, tampering or removal of the Q.C. and/or date label, usage in improper working environment or installation not according to the current edition of the National Electric Code. Should this product fail during the warranty period it will be replaced free of charge, subject to correct installation and return of the faulty unit. Manufacturer does not accept responsibility for any installation costs associated with the replacement of this product. This warranty is in addition to the statutory rights in your country of purchase. Manufacturer reserves the right to alter specifications without prior notice.

Note

- 1.The installation and maintenance must be completed by electricians or professionals.
- 2.Please cut off the power before installation and maintenance.
3. The thermally insulating material is not allowed to cover the fixture.
4. Please keep away from the corrosive substance, and keep the fixture dry and clean.
- 5.Working temperature: -4°F~104°F, storage temperature: -22°F~140°F.