


COB SQUARE TOP BEND NEON FLEX 15WATT 24V



FRONT CABLE



BACK CABLE

SU-STR24DC-27K-25FT-G14



SOFT WHITE
2700K

SU-STR24DC-27K-25FT-G15



SOFT WHITE
2700K

SU-STR24DC-50K-25FT-G14



COOL WHITE
5000K

SU-STR24DC-50K-25FT-G15



COOL WHITE
5000K

15 WATT 24V WET RATED TAPE LIGHT 25 FT

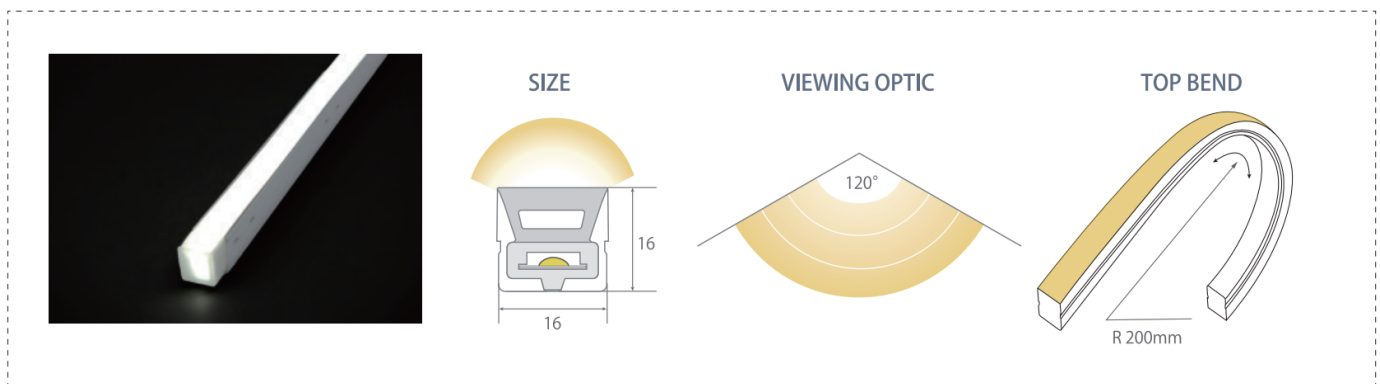
ITEM	SU-STR24DC-27K-25FT-G14	SU-STR24DC-50K-25FT-G14	SU-STR24DC-27K-25FT-G15	SU-STR24DC-50K-25FT-G15
DESCRIPTION	24V/15W/COB/IP67/27K 25 FT	24V/15W/COB/IP67/50K 25 FT	24V/15W/COB/IP67/27K 25 FT	24V/15W/COB/IP67/5K 25 FT
VOLTAGE	24V	24V	24V	24V
WATTS	5W/FT-15W/M	5W/FT-15W/M	5W/FT-15W/M	5W/FT-15W/M
LUMENS	300 FT / 900 M	325 FT / 975 M	300 FT / 900 M	325 FT / 975 M
BEAM ANGLE	120°	120°	120°	120°
DIMMABLE	Yes (Triac)	Yes (Triac)	Yes (Triac)	Yes (Triac)
COLOR TEMPERATURE	Soft White 2700k	Cool White 5000k	Soft White 2700k	Cool White 5000k
WIDTH	16mm/0.63"	16mm/0.63"	16mm/0.63"	16mm/0.63"
HEIGHT	16mm/0.63"	16mm/0.63"	16mm/0.63"	16mm/0.63"
CRI	90	90	90	90
CABLE SIDE	front cable	front cable	back cable	back cable
ROLL LENGTH	25 FT / 7.65 M	25 FT / 7.65 M	25 FT / 7.65 M	25 FT / 7.65 M
PACKED	5	5	5	5

CONNECTORS



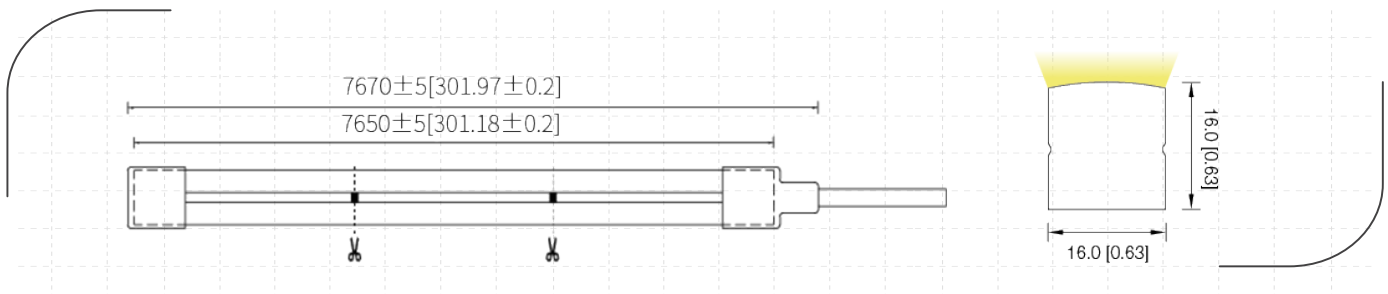
ITEM	SU-STR24DC-39INCUR-G11/G12/G14/G15	SU-STR24DC-39INMOU-G11/G12/G14/G15	SU-STR24DC-11NMOU-G11/G12/G14/G15	SU-STR24DC-CAP-G11/G12/G14/G15
DESCRIPTION	Curve mounting Channel Length:3.3FT 1PK	Alu mounting Channel Length:3.3FT 1PK	Alu mounting Channel Length:1.18" 5PK	End Cap 2PK

FIGURE



Dimensions

Unit: mm(inch)



Lifetime: 50,000 hours

Warranty: 3 years

Dimmable: 5%

Double end Connector

CRI 90+
TRUE COLORS

WET LOCATION

AIR TIGHT

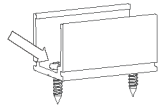
BEAM ANGLE
120°

IP 67

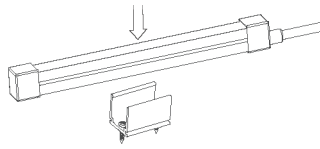
FC

ETL
LIMITED US

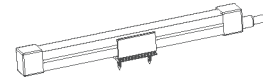
Installation



Fix the aluminum channel with screws

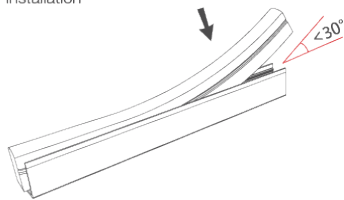


Press the strip into the channel

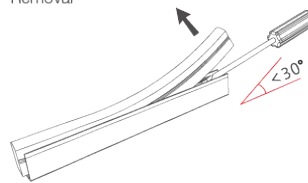


Finished

Installation



Removal



Press in/out gently; avoid excessive force; ensure one-time, smooth installation/removal.

Notes:

- At the welding place, please pay attention to the positive and negative poles of the wire and the strip;
- Each connection must use 10g silica gel for waterproof and insulating treatment;
- The screws must be vertical to the mounting surface and be fastened, as shown in the figure on the right;
- Please choose suitable operation steps according to the actual needs;
- During mounting, please pay attention to the min bending diameter, and best to use original factory accessories;
- More information, please feel free to consult us;

