

Catalog Number :

Project Name :

Note :

Date :

Type :

Description

Die-casting face ring process ensures excellent heat dissipation performance. The lamp is equipped with an infrared interface, allowing direct insertion of an external infrared sensor to activate the intelligent sensing mode. It offers 5 level color temperature adjustment to meet diverse scene requirements.

It is suitable for office, family, hotels, corridors, shopping centers, schools, books and other places.



7"

9"

11"

13"

15"



Based On Sample Setting.actual Lumens May Vary.

MODEL	SIZE	WATTAGE	5CCT	LUMENS
SU-FM7IN-15W5C-G2	7inch	15W	2700K	975lm
			3000K	1020lm
			3500K	1050lm
			4000K	1080lm
			5000K	1000lm
SU-FM9IN-18W5C-G2	9inch	18W	2700K	1170lm
			3000K	1225lm
			3500K	1260lm
			4000K	1300lm
			5000K	1250lm
SU-FM11IN-21W5C-G2	11inch	21W	2700K	1575lm
			3000K	1640lm
			3500K	1720lm
			4000K	1785lm
			5000K	1700lm
SU-FM13IN-24W5C-G2	13inch	24W	2700K	1775lm
			3000K	1870lm
			3500K	2000lm
			4000K	2040lm
			5000K	1960lm

Technical Specification

Voltage	120V
Power Frequency	60Hz
Power Factor	>0.9
5CCT	2700K 3000K 3500K 4000K 5000K
CRI	90
Beam Angle	120°
Material	Die casting AL+PS
Color	White / Black
Control Method	PIR Sensor
Delay Turning Off The Light	1/5/10Min
Lifespan	≥50,000hours
Operating Temp	(-4°F~ 113°F) -20~45°C
Dimming	Triac Dimmable
Rating	Suitable for Wet Locations
Warranty	5 year limited

Stylish And Slim Design

This ultra bright LED Flush Mount is only 0.79 inch thickness. The smooth surface is suitable for a variety of decorative styles.

Dimming

Compatible with most triac dimmers to give user a smooth 100%-10% dimming to choose the desired brightness. Please check the recommended dimmer list in next page.

Electrical

This fixture is built with the highest quality 120V drivers, ensuring energy efficiency.

Listing



ETL Listed. FCC. Energy Star.Title24.

Specification subject to change without notice

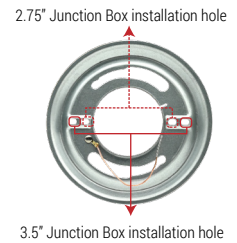


Catalog Number: _____ Project Name: _____ Note: _____ Date: _____ Type: _____

PIR sensor	Color temperature optional	Mounting bracket
------------	----------------------------	------------------

External PIR sensor optional

2700K-5000K

With multiple apertures, can be installed into any 2.75 or 3.5inch junction box.



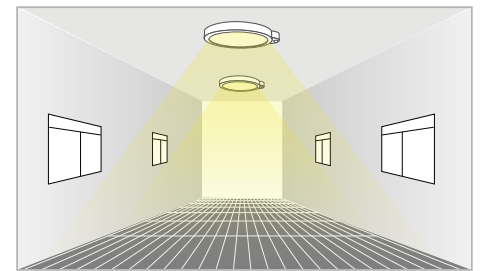
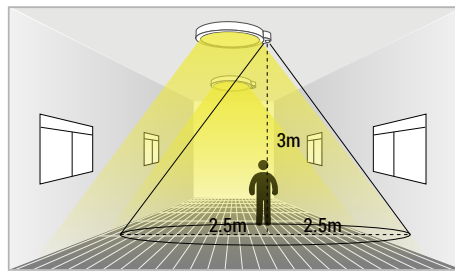
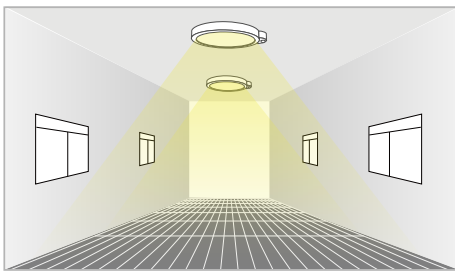
PIR Sensor On/off Function

Day or night, the light activates automatically upon PIR detection of human presence within the sensing range. When the area is vacated, it dims to adjustable brightness levels (0/20/40%) after a user-selected delay (1/5/10 min)

When a person is not within the sensing range of the PIR sensor, the fixture maintains brightness at 0%, 20%, or 40%.

The detection diameter of the infrared PIR sensor is about 16 feet(5 meter);
 When the person is in the sensing area, the light will stay on until the person leaves;

When a person leaves the sensing range for a few minutes, the fixture maintains brightness at 0%, 20%, or 40%.



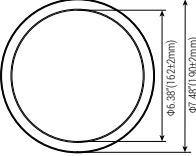


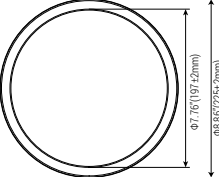


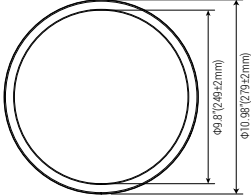


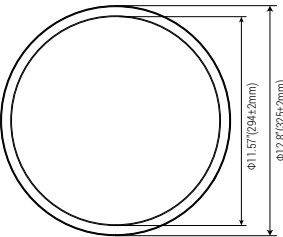

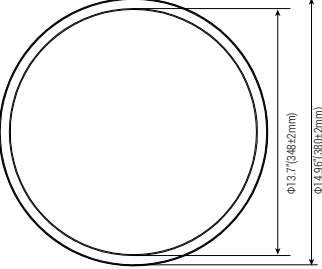


Recommended Dimmer

LUTRON						LEVITON	
TG-600PR-WH	SLV-600P-AL	S2-LFSQH-WH	STCL-153MR	DVWCL-153PH	DVRF-6L	6672	RNL06
CTCL-153PDH-WH	DVCL-153P	CT-103PR-WH	MACL-153MA	RCL-153RNL	CTCL-150H	6674	IPL06
TGCL-153PH-LA	MSCL-OP153M					DSL06	

Specification subject to change without notice

Catalog Number : Project Name : Note : Date : Type :

Dimension

Size	Dimension	Dimension	Accessories
7inch			<p>Mounting bracket</p> 
9inch			<p>Wire Nuts</p> 
11inch			<p>Screws</p> 
13inch			
15inch			<p>Mounting bracket</p>  <p>Wire Nuts Screws</p> 